

CCB Degrees: What National and State Data Reveal for Illinois Community Colleges

Jim Reed, Illinois Community College Trustees Association

Debra Bragg, Bragg & Associates, Inc.

Tim Harmon, Workforce Enterprise Services

- 2009: Illinois established a P-20 Council with a goal of increasing the proportion of Illinoisans with high-quality degrees and credentials to 60% by 2025
- 2022: We currently stand at about 55%
- Can we get there under the status quo?

What is the Goal?

- 2004: Baccalaureate Access Task Force (CCB)
- 2006-2009: CCB efforts championed by William Rainey Harper College
- 2014: College of DuPage
- 2021: Early Childhood Education (ECE) and Bachelor of Science in Nursing (BSN)

IL Legislative Struggles with CCB

- ICCTA and ICCCP priority
- Joyce Foundation support
- Introduction of Debra Bragg & Tim Harmon

A Different Approach



NATIONAL LANDSCAPE

Debra Bragg



**How many states authorize
community colleges to confer
baccalaureate degrees?**

25

~580

PROGRAMS

in

~150

COLLEGES

in

25

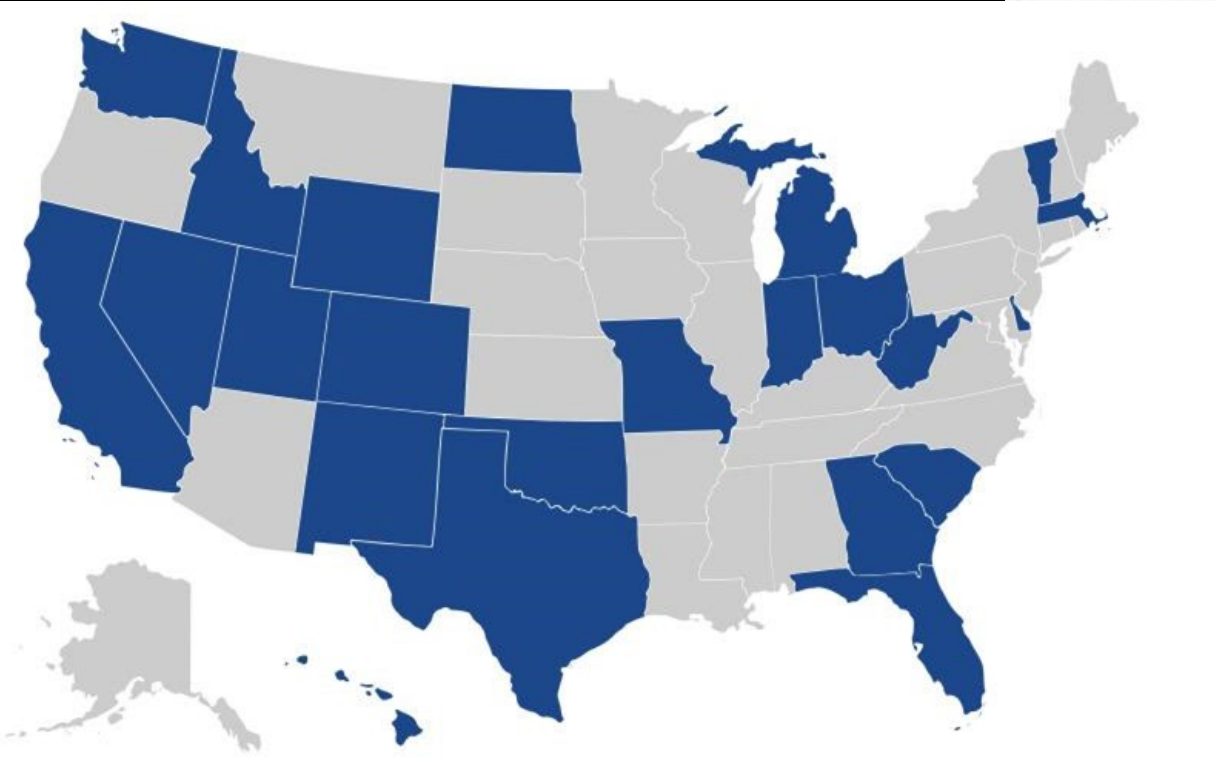
STATES

Community College Baccalaureate Association (CCBA)

National Inventory of CCB Degrees

<https://www.accbd.org/state-inventory/>

CCB-Conferring States



Arizona (AZ)

California (CA)

Colorado (CO)

Delaware (DE)

Florida (FL)

Georgia (GA)

Hawaii (HI)

Idaho (ID)

Indiana (IN)

Massachusetts (MA)

Michigan (MI)

Missouri (MO)

Nevada (NV)

New Mexico (NM)

North Dakota (ND)

Ohio (OH)

Oklahoma (OK)

Oregon (OR)

South Carolina (SC)

Texas (TX)

Utah (UT)

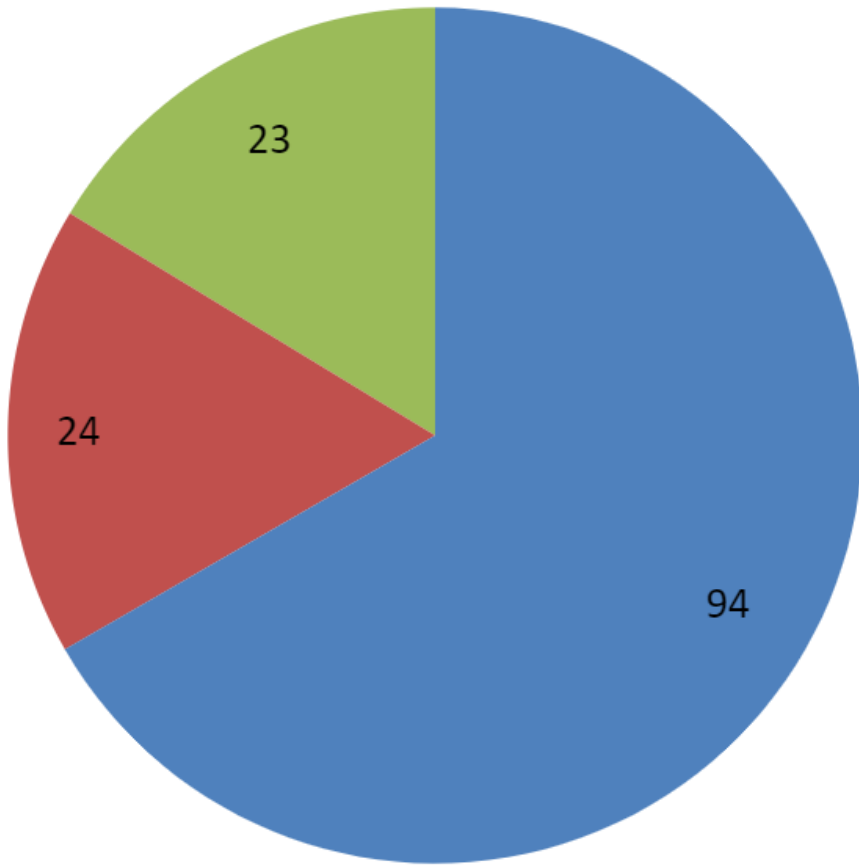
Vermont (VT)

Washington (WA)

West Virginia (WV)

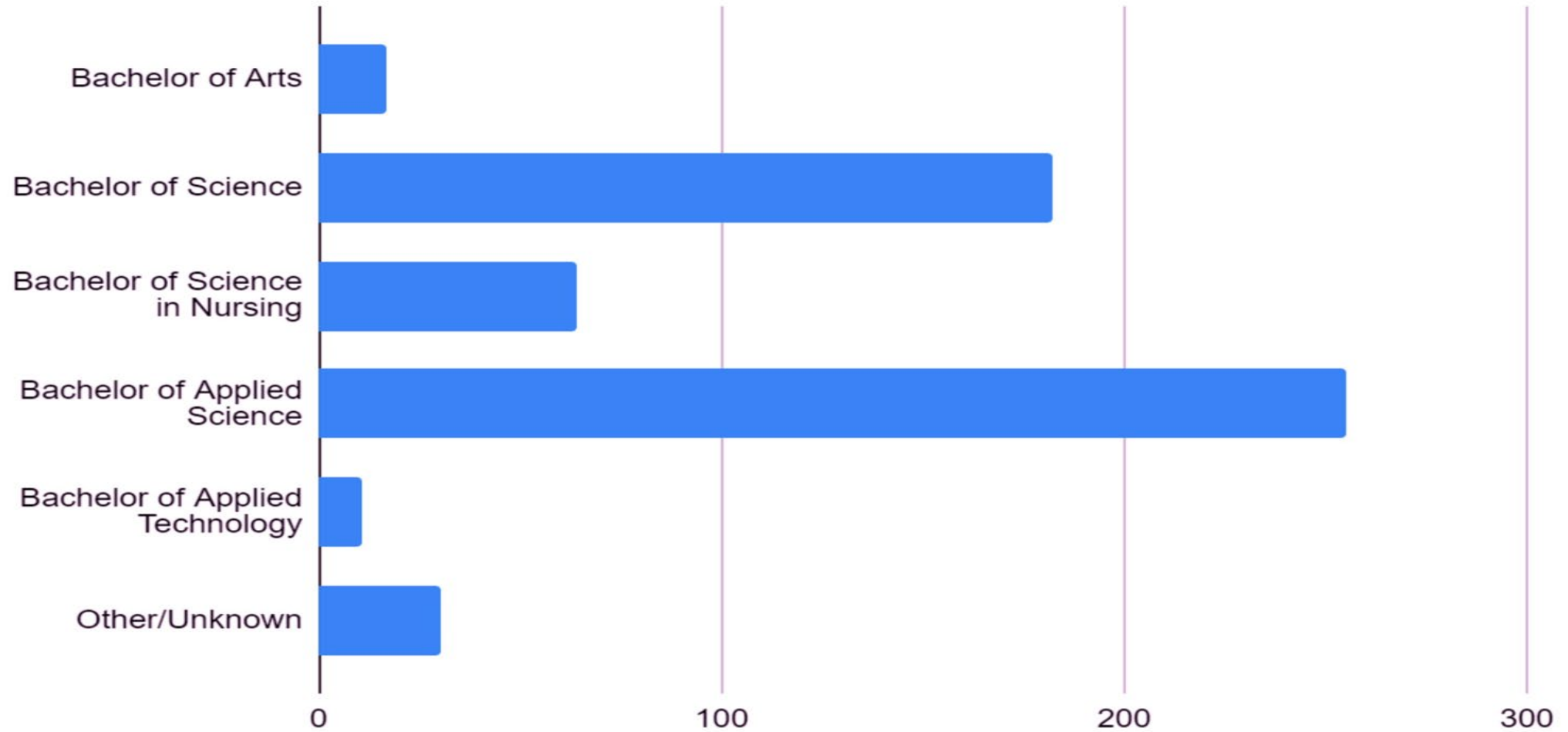
Wyoming (WY)

Blue font identifies states with CCB legislation in 2021

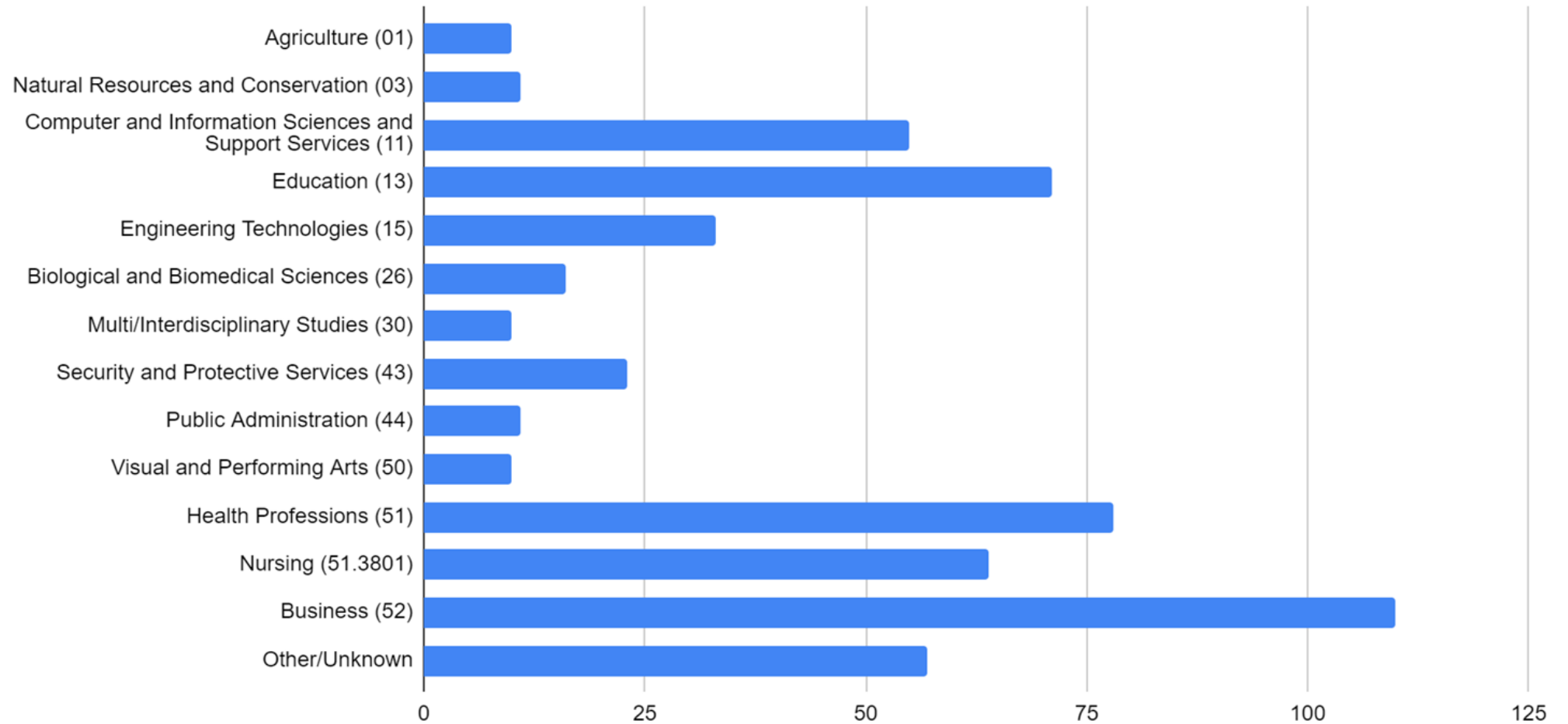


- Baccalaureate, Associates Dominant
- Baccalaureate, Mixed Mission
- Associates College

CCB Institutions by Carnegie Classification



CCB Programs by Type of Degree



CCB Programs by CIP Code



20 Promising Practices to Advance Quality, Equity, and Success in Community College Baccalaureate (CCB) Degree Programs

Debra D. Bragg
Timothy Harmon
Tammy Napiontek
Ellen Wasserman
Angela Kersenbrock

June 30, 2022

20 Promising Practices



Leadership and Organizational Support

1. BSN Consortium Partnerships, Seminole State College, Florida p14
2. CCB Working Group, West LA College, California p17
3. Allied Health Center for Excellence Center, Yakima Valley College, Washington p20



Access, Equity, and Outcomes

4. 360 Equity Design, Skagit Valley College, Washington p23
5. Equity Analysis, Lake Washington Institute of Technology, Washington pXX
6. Numbers with Heart, Weatherford College, Texas pXX
7. Anti-Bias Curriculum and Assessment, North Seattle College, Washington pXX



Pathway Design

8. Competency-Based Education (CBE), South Texas College, Texas pXX
9. Pathway Stackable Credentials, Solano College, California pXX
10. Embedded Industry Certifications, South Texas College, Texas pXX
11. Accelerated Baccalaureate Pathway, Central Ohio Technical College, Ohio pXX



Curriculum and Instruction

12. Developing A Curriculum (DACUM), Big Bend College, Washington pXX
13. Cohort Model & 8-Week Term, Modesto College, California pXX
14. Experiential Learning, Lone Star College, Texas pXX
15. Digital First Content, Jackson College, Michigan pXX



Student Supports

16. Removing Bias in Admissions, Highline College, Washington pXX
17. Faculty Mentors, West Los Angeles College, California pXX
18. Student Success Specialists, MiraCosta College, California pXX



Employee Partnership

19. Mentors in Tech, Green River College, Washington pXX
20. Google Tracker, Centralia College, Washington pXX



JOYCE FOUNDATION PROJECT

Tim Harmon

- Organize and support **rigorous data gathering and analysis** pertaining to the supply and demand for CCB degrees in regions
- Conduct **supply and demand studies** for occupations requiring bachelor's degrees in regions with underserved populations that may lack adequate baccalaureate programs of study
- Conduct **focus groups** on the potential of CCB degrees to address labor market needs, strengthen regional economies, and expand baccalaureate access and attainment for underserved populations

Joyce Foundation Project Goals

Focus so far on this aspect of case-making



Extent to which the CCB degree addresses a substantial workforce need



Strong case

Strongest case

Strong case

Extent to which the CCB degree provides access to baccalaureate completion for students who would not otherwise be likely to attain the degree

Elements of Case-making for CCB Degrees

- Occupation(s)
- Corresponding program(s) of study
- Geographic region(s) for the analysis
- Measures of demand:
 - Bureau of Labor Statistics (BLS) occupational employment projections data
 - Lightcast job postings data
 - Estimating demand for employees with a baccalaureate degree or higher

Supply and Demand Analysis Using Lightcast Data

- **Measures of supply:**
 - IPEDS data on degree conferrals for the selected programs of study.
 - Estimating out-migration and in-migration of graduates
- **Comparing supply and demand:**
 - Comparing projected BLS vacancies requiring a baccalaureate to estimated degree conferrals
 - Comparing Lightcast job openings requiring a baccalaureate to annual degree conferrals
 - Comparing Lightcast job openings requiring a baccalaureate to all worker profiles with a baccalaureate or higher

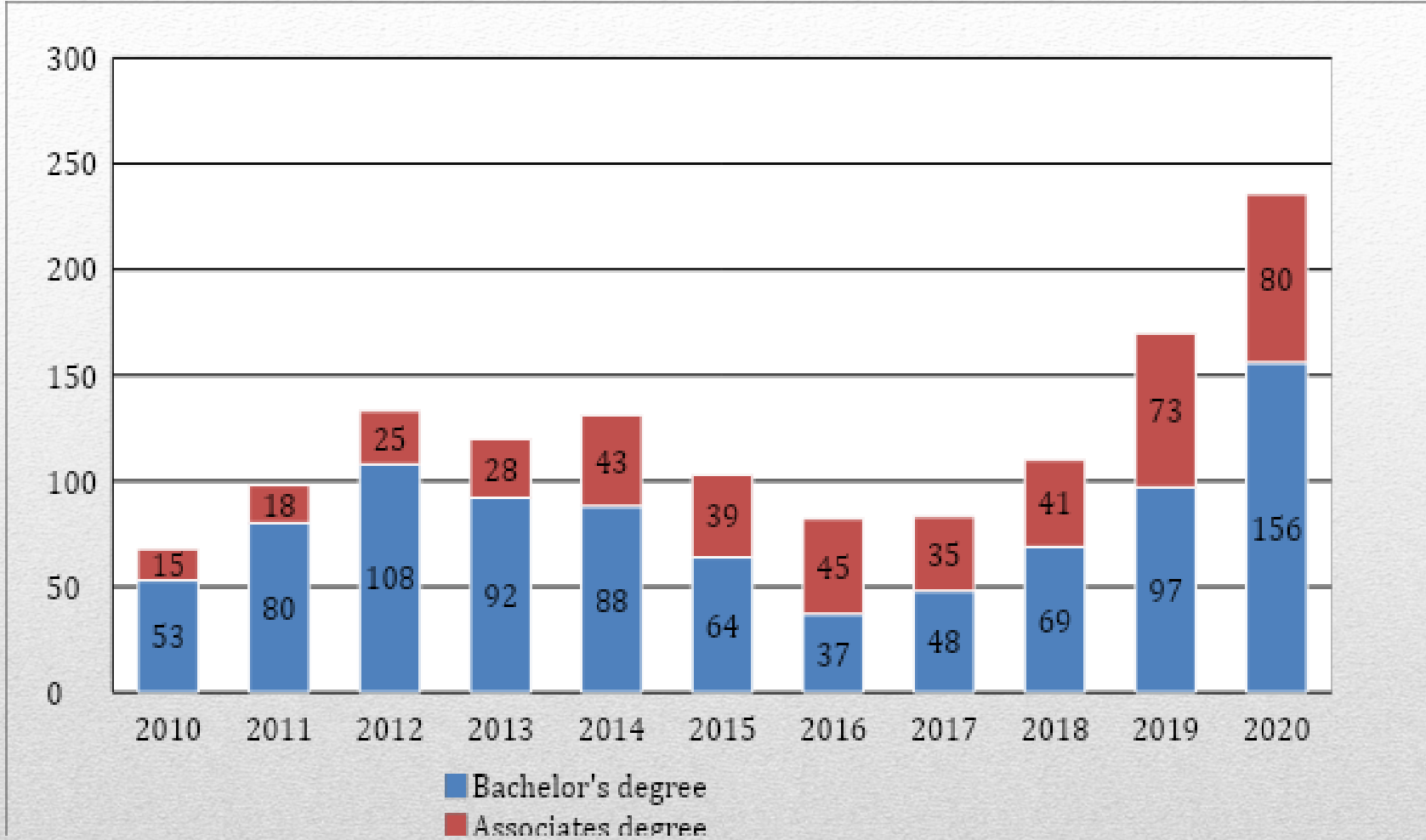
Supply and Demand Analysis Using Lightcast Data

College	Geographic Area	Programs
Malcolm X	Cook County	<ul style="list-style-type: none"> • Bachelor of Science in Nursing
Moraine Valley	Cook, DuPage, Will Counties	<ul style="list-style-type: none"> • Bachelor of Applied Science in Computer Information Systems Management
Shawnee	Southern IL and possibly part of southeastern MO and western KY	<ul style="list-style-type: none"> • Bachelor of Science in Nursing • Bachelor of Applied Science in Technology Management

Pilot Colleges to Test Supply and Demand

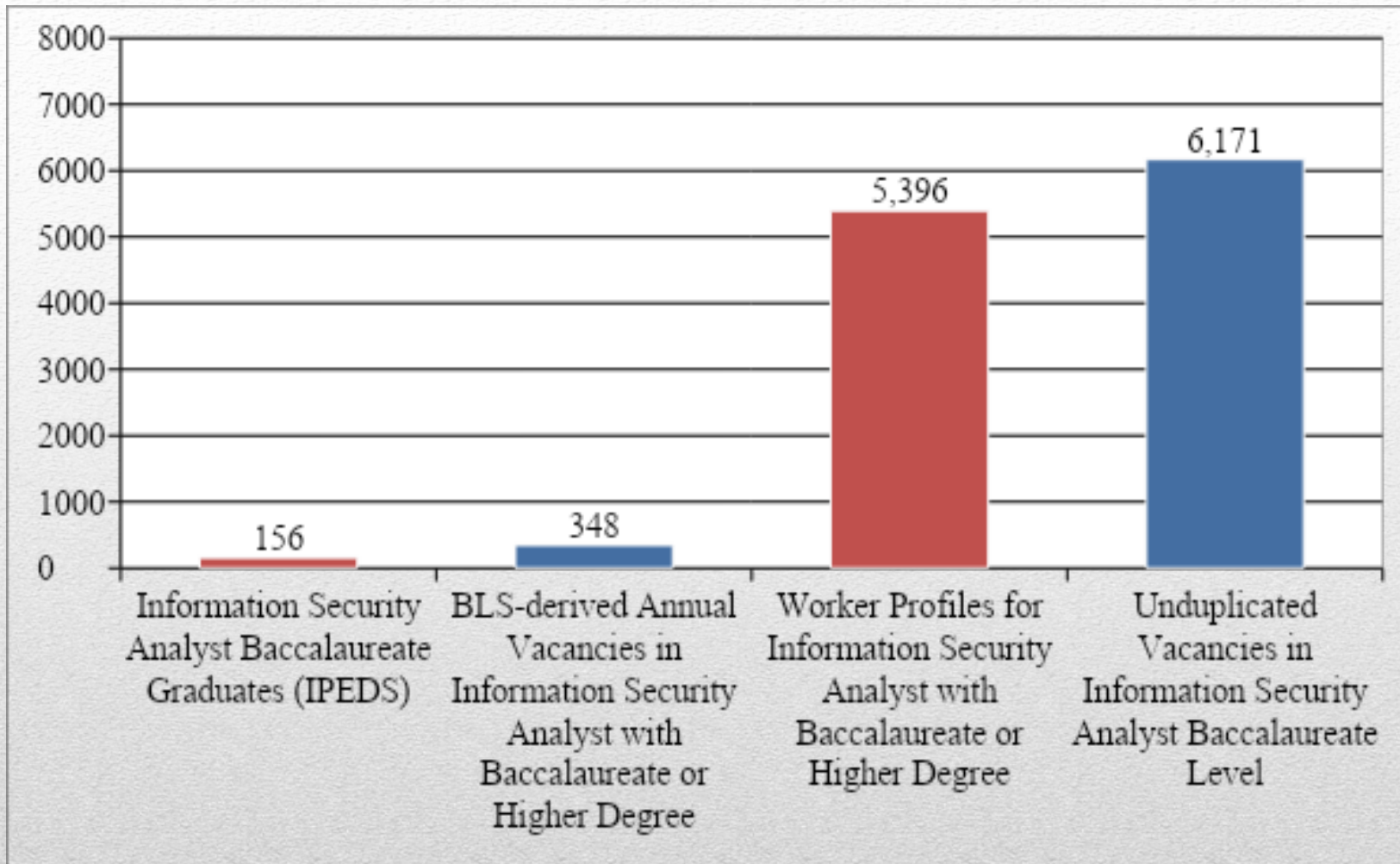
- Personnel in all 3 colleges thought the supply and demand method helped them confirm their selection of occupation and program of study
- All 3 colleges came away with greater appreciation of the work required to pursue a new CCB degree if the state adopts legislation authorizing these degrees
- Faculty discussion about CCB degrees varied among the 3 colleges, with some spending substantial time and others very little
- The value of the pilot test worksheets depended on prior exposure to and use of Lightcast
- Colleges request support on specific uses of Lightcast data, including assessing programs to include in determining the supply for a particular occupation.

Selected Focus Group Findings



The number of degree conferrals is growing for both baccalaureate and associate programs in the state

Statewide Analysis of Information Security Analyst



The annual number of job vacancies posted by employers is many times the number of baccalaureate degree conferrals on an annual basis

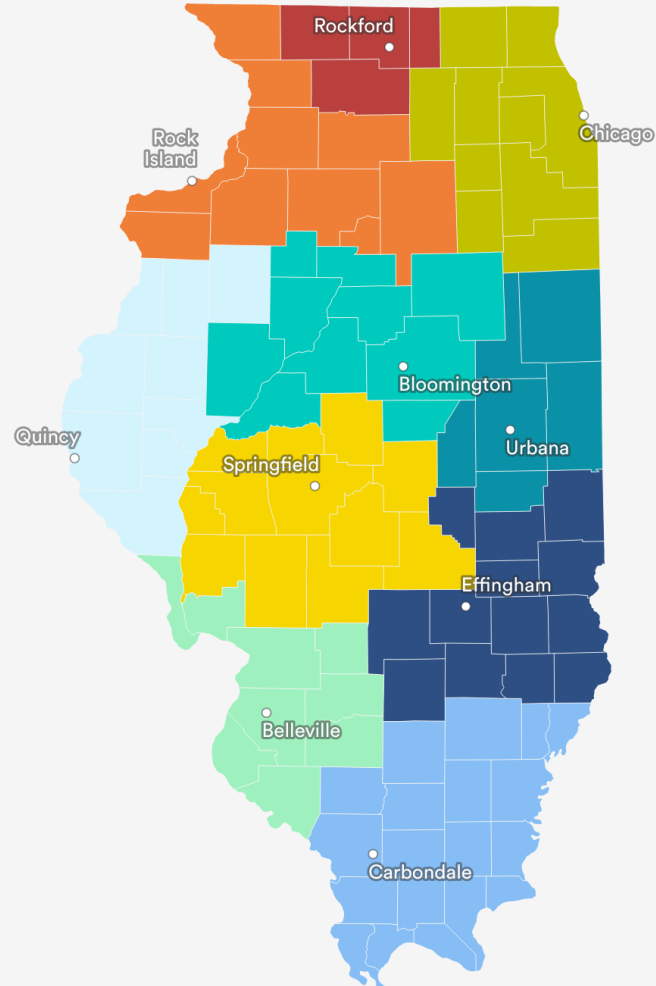
Statewide Analysis of Information Security Analyst

Economic Development Regions for Regional Analysis of Information Security Analyst

Illinois Economic Development Regions (Copy)

State Regions

- Central Region
- East Central Region
- North Central Region
- Northeast Region
- Northern Stateline Region
- Northwest Region
- Southeast Region
- Southern Region
- Southwest Region
- West Central Region



Statewide and Regions	Baccalaureate Graduates (IPEDS)	BLS-derived Annual with Baccalaureate or Higher Degree	Lightcast Worker Profiles with Baccalaureate or Higher Degree	Lightcast-derived Annual Vacancies with Baccalaureate or Higher Degree
Central IL	22	18	87	242
East Central IL	0	10	87	41
North Central IL	58	32	339	233
Northeast IL	74	211	4,447	5,227
Northern IL Stateline	0	7	41	58
Northwest IL	0	17	63	108
Southeastern IL	0	4	30	7
Southern IL	0	3	34	9
Southwestern IL	0	44	250	238
West Central IL	2	2	18	8
Sum of Regions	156	348	5,396	6,171

Regional Analysis of Information Security Analyst

Jim Reed, Jr. J.D., Executive Director, ICCTA

- jreed@communitycolleges.org
- 217-528-2858 (O)

Debra Bragg, President, Bragg & Associates, Inc.

- Bragg.Associates.Inc@gmail.com
- 217-377-3100

Tim Harmon, President, Workforce Enterprise Services

- tharmon@goworkforce.com
- 217-414-0513

Contacts
